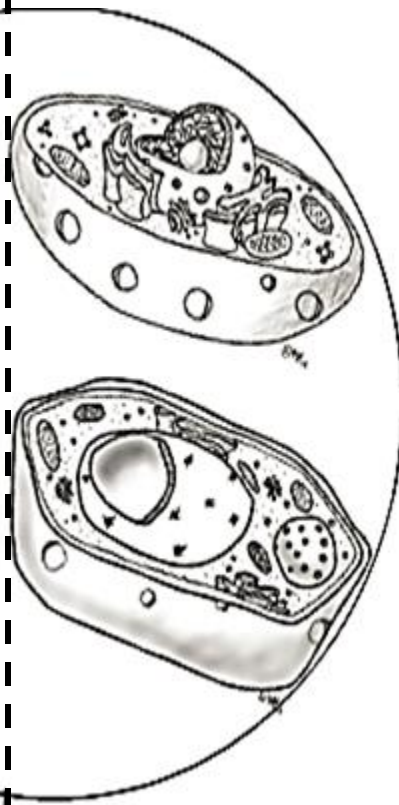
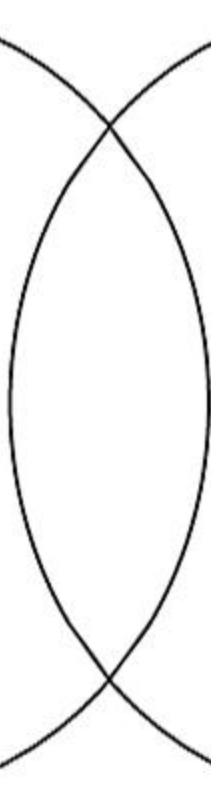
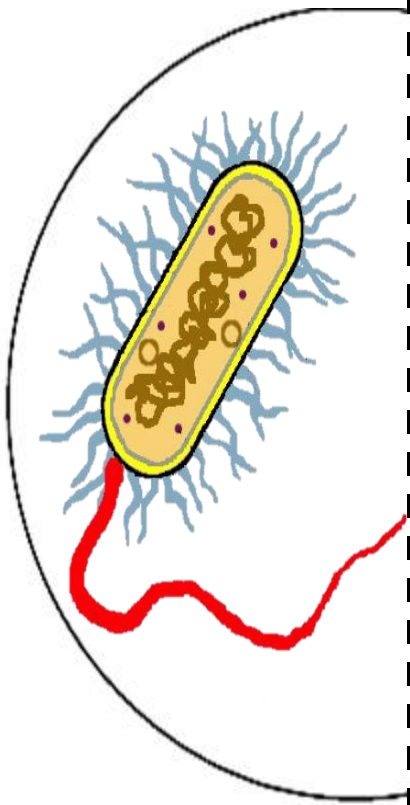


# Prokaryotic Cells

Vs

# Eukaryotic Cells



4

7

4

# Prokaryotic and Eukaryotic Cell Comparison

**Directions:** Cut out the blank sheet on the previous page and glue into your INB. Cut out the venn diagram cell split the picture in thirds. Fold the tabs back along the dashed line and apply glue to the back of the tab and glue to the diagram that says "glue here". Underneath the flaps, cut out and glue down the similarities and differences between prokaryotes and eukaryotes.

Has a nucleus with DNA enclosed inside	Can have a cell wall (eukaryotic plant cells)
No organelles (except ribosomes)	Can be unicellular (Protist/Fungi) or multicellular
Can be unicellular	No nucleus with free floating circular DNA
Have organelles	Bacteria ONLY! Eubacteria & Archaeobacteria
Can have a method Of movement	Cytoplasm
Always unicellular	Includes plants, animals, protists, and fungi
Ribosomes	Cell Membrane
DNA	

# Prokaryotic and Eukaryotic Cell Comparison

**Directions:** Cut out the blank sheet on the previous page and glue into your INB. Cut out the venn diagram cell comparison sheet, then cut along the three vertical lines to split the picture in thirds. Fold the tabs back along the dashed line and apply glue to the back of the tab and glue to the diagram that says "glue here". Underneath the flaps, cut out and glue down the similarities and differences between prokaryotes and eukaryotes.

Has a nucleus with DNA enclosed inside	Can have a cell wall (eukaryotic plant cells)
No organelles (except ribosomes)	Can be unicellular (Protist/Fungi) or multicellular
Can be unicellular	No nucleus with free floating circular DNA
Have organelles	Bacteria ONLY! Eubacteria & Archaeobacteria
Can have a method Of movement	Cytoplasm
Always unicellular	Includes plants, animals, protists, and fungi
Ribosomes	Cell Membrane
DNA	